



ERDM SOLAR

POR NUESTRA TIERRA

ERDM 410 M10-54*2 BF N Type

Rated Power 410-430W



No risk of spontaneous detonation



Bifacial Module is 30% lighter than Dual-Glass Module



Bifacial cells, provide an additional output



Ability to breath, The inner CH₃COOH can be released



Célula MBB N-Type

New circuit design N-type cells, can increase the output power of 10W-20W.



Harsh Environmental Adaptability

Strict salt spray and ammonia corrosion test by TUV Nord



Low Light Features

Higher performance under low light environment.



PID Protection

Ensure the attenuation probability caused by PID phenomenon is minimized



Load Capacity

Mechanical load tests including wind load 2400 Pa and snow load 5400 Pa done by TUV Nord.



Higher Output Power

Module adopts 182*182mm half cells, bifacial module provide an additional 5%~25% output.

1.0% 1st year Degradation

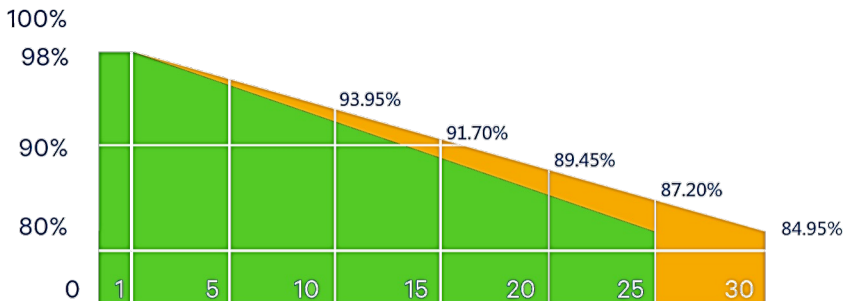
0.55% Annual degradation



Standar Module



ERDM Monocrystalline Module Linear Performance warranty

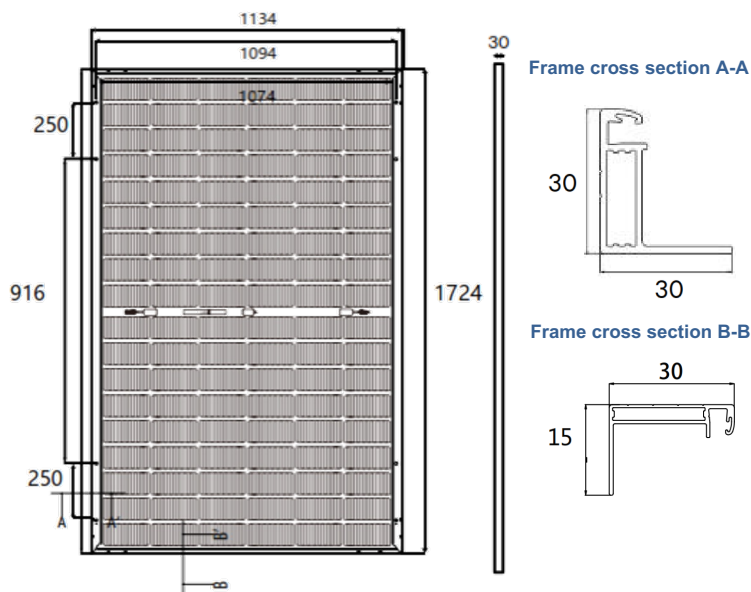


*J-PEC Product



IEC 61215-2: 2016
IEC 61730-2: 2016

The information contained in this data sheet is subject to change without notice and is for informational purposes only.



SPECIFICATIONS	
Type cell	Monocrystalline 182 x 182 mm
Cell Amount	54 x 2
Junction Box	IP68
Cable	4mm ² , N 1100 mm / P 1100 mm
Connector	MC4 Compatible
Frame	Aluminum Alloy 6063 T5
Weight	21 +/- 0.5 Kg
Dimensions	1724 x 1134 x 30 mm (1.95 m ²)

ELECTRICAL PARAMETERS (STC of irradiance of 1000 W/m², spectrum AM 1.5 and cell temperature of 25°C)

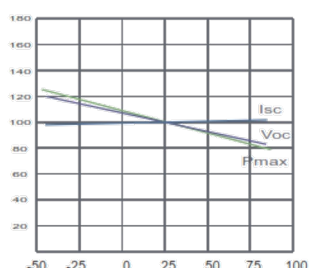
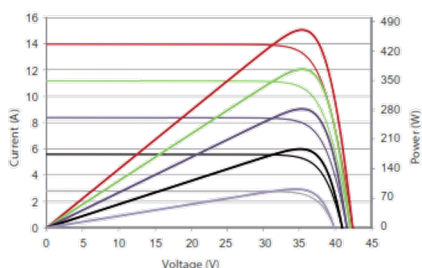
Power	410	415	420	425	430
Open Circuit Voltage Voc (V)	37.81	38.00	38.19	38.38	38.57
Maximum Power Voltage Vmp (V)	31.19	31.38	31.57	31.76	31.94
Short Circuit Current Isc (A)	13.89	13.97	14.05	14.13	14.21
Maximum Power Current Imp (A)	13.15	13.23	13.31	13.39	13.47
Module Efficiency (%)	20.97	21.23	21.48	21.74	22.00

ELECTRICAL PARAMETERS (NMOT irradiance of 800 W/m², spectrum AM 1.5, ambient temperature 20°C, wind speed 1 m/s.)

Power	309	312	316	320	324
Open Circuit Voltage Voc (V)	35.92	36.10	36.28	36.46	36.64
Maximum Power Voltage Vmp (V)	29.16	29.31	29.44	29.60	29.73
Short Circuit Current Isc (A)	11.21	11.27	11.34	11.40	11.47
Maximum Power Current Imp (A)	20.59	1.66	1.74	10.81	10.89
Module Efficiency (%)	15.81	15.96	16.16	16.37	16.57

ELECTRICAL PARAMETERS (10% BIFACIAL POWER OUTPUT)

Power	451	457	462	468	473
Open Circuit Voltage Voc (V)	37.82	38.01	38.20	38.39	38.58
Maximum Power Voltage Vmp (V)	31.21	31.40	31.59	31.78	31.96
Short Circuit Current Isc (A)	15.18	15.29	15.40	15.51	15.61
Maximum Power Current Imp (A)	14.45	14.54	14.62	14.71	14.80



TEMPERATURE CHARACTERISTICS / MAXIMUM RATING

NMOT	41 +/- 3 °C
Temp Coefficient of Pmax	-0.30 %/°C
Temp Coefficient of Voc	-0.25 %/°C
Temp Coefficient of Isc	+0.046 %/°C
Maximum System Voltage	1500V DC (IEC)
Fuse Current	25 A
Operating Temperature	-40 -+85 °C
Wind Load/Snow Load	2400pa / 5400pa

30 YEARS POWER WARRANTY

The information contained in this data sheet is subject to change without notice and is for informational purposes only.