



ERDM SOLAR

POR NUESTRA TIERRA

ERDM 460 M10-60*2 N Type

Rated Power 460-480W



Célula MBB N-Type

New circuit design N-type cells, can increase the output power of 10W-20W.



Harsh Environmental Adaptability

Strict salt spray and ammonia corrosion test by TUV Nord



Low Light Features

Higher performance under low light environment.



PID Protection

Ensure the attenuation probability caused by PID phenomenon is minimized



Load Capacity

Mechanical load tests including wind load 2400 Pa and snow load 5400 Pa done by TUV Nord.



Higher Output Power

Module adopts 120 pcs of 182 * 182mm half cells, the maximum power can reach 480W

1.0% 1st year Degradation

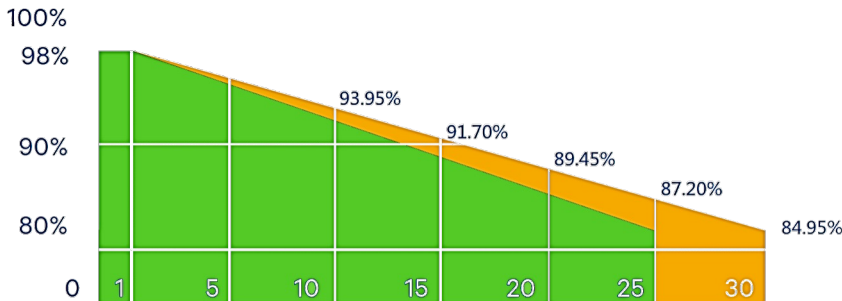
0.55% Annual degradation



Standar Module



ERDM Monocrystalline Module Linear Performance warranty



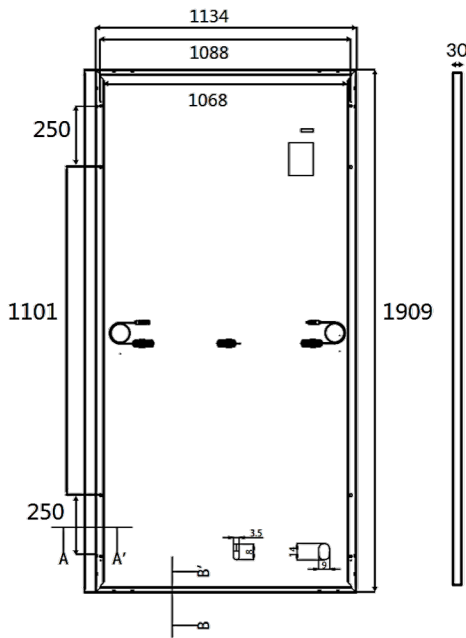
*J-PEC Product



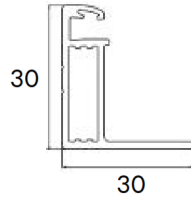
IEC 61215-2: 2016
IEC 61730-2: 2016

The information contained in this data sheet is subject to change without notice and is for informational purposes only.

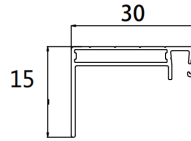
Mangana No. 1 Fractionation El Rodeo San Andrés Tuxtla Veracruz, C.P. 95765 Telephone: +52 294.942.7523 Fax: +52 294.942.7524 E-mail: info@erdm.solar Web: www.erdm.solar.com
Prepared by the Production Department. Version No.1. Last revision: Enero 2023



Frame cross section A-A



Frame cross section B-B

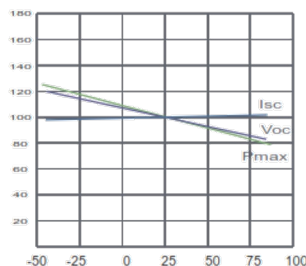
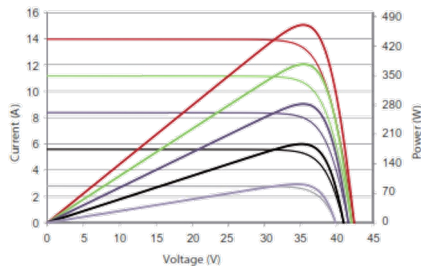


SPECIFICATIONS	
Type cell	Monocrystalline 182 x 182 mm
Cell Amount	60*2
Junction Box	IP68
Cable	4mm ² , N 1200mm/P 1200mm
Connector	MC4 Compatible
Frame	Aluminum Alloy 6063 T5
Weight	23 +/- 0.5 Kg
Dimensions	1909 x 1134 x 30 mm (2.16 m ²)

ELECTRICAL PARAMETERS (STC of irradiance of 1000 W/m ² , spectrum AM 1.5 and cell temperature of 25°C)					
Power	460	465	470	475	480
Open Circuit Voltage Voc (V)	42.13	42.30	42.46	42.62	42.79
Maximum Power Voltage Vmp (V)	34.78	34.95	35.11	35.27	35.44
Short Circuit Current Isc (A)	13.97	14.05	14.13	14.21	14.29
Maximum Power Current Imp (A)	13.23	13.31	13.39	13.47	13.55
Module Efficiency (%)	21.25	21.48	21.71	21.94	22.17

ELECTRICAL PARAMETERS (NMOT irradiance of 800 W/m ² , spectrum AM 1.5, ambient temperature 20°C, wind speed 1 m/s.)					
Power	346	350	354	358	361
Open Circuit Voltage Voc (V)	40.02	40.18	40.33	40.49	40.65
Maximum Power Voltage Vmp (V)	32.70	32.87	33.04	33.20	33.37
Short Circuit Current Isc (A)	11.27	11.34	11.40	11.47	11.53
Maximum Power Current Imp (A)	10.59	10.65	10.71	10.77	10.83
Module Efficiency (%)	15.98	16.17	16.35	16.54	16.68

MAXIMUM RATING		TEMPERATURE CHARACTERISTICS	
Maximum System Voltage	1500V DC (IEC)	NMOT	41 +/- 3 °C
Fuse Current	25 A	Temp Coefficient of Pmax	-0.30 %/°C
Operating Temperature	-40 -+85 °C	Temp Coefficient of Voc	-0.25 %/°C
Wind Load/Snow Load	2400pa / 5400pa	Temp Coefficient of Isc	+0.046 %/°C



30 YEARS
POWER WARRANTY