




ERDM SOLAR

POR NUESTRA TIERRA

ERDM 485 M10-66*2

Rated Power 485-510W



MBB Cell

New circuit design, lower internal current, lower internal resistance loss.



Harsh Environmental Adaptability

Strict salt spray and ammonia corrosion test by TUV Nord



Low Light Features

Higher performance under low light environment.



PID Protection

Ensure the attenuation probability caused by PID phenomenon is minimized



Load Capacity

Mechanical load tests including wind load 2400 Pa and snow load 5400 Pa done by TUV Nord.



Higher Output Power

Module adopts 132 pcs of 182*182mm half cells, the maximum power can reach 510W

1.0% 1st year Degradation

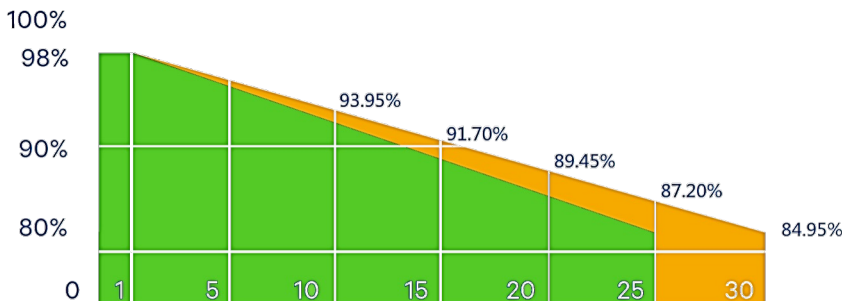
0.55% Annual degradation



Standar Module



ERDM Monocrystalline Module Linear Performance warranty

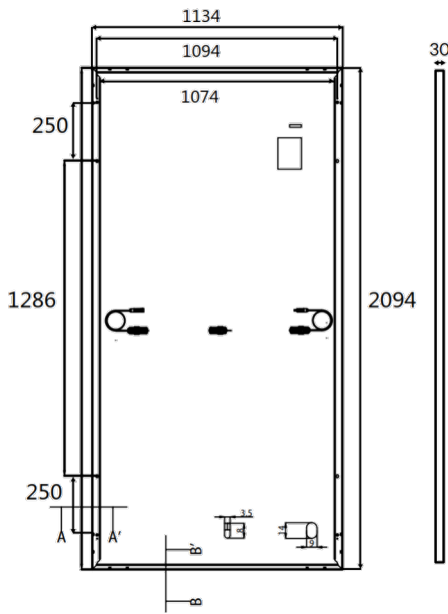


* J-PEC Product

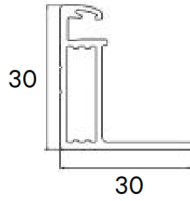


IEC 61215-2: 2016
IEC 61730-2: 2016

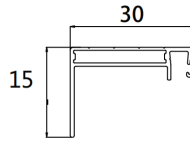
The information contained in this data sheet is subject to change without notice and is for informational purposes only.



Frame cross section A-A



Frame cross section B-B



SPECIFICATIONS

Type cell	Monocrystalline 182 x 182 mm
Cell Amount	66*2
Junction Box	IP68
Cable	4mm ² , N 1300mm / P 1300mm
Connector	MC4 Compatible
Frame	Aluminum Alloy 6063 T5
Weight	25.5 +/- 0.5 Kg
Dimensions	2094 x 1134 x 30 mm (2.37 m ²)

ELECTRICAL PARAMETERS (STC of irradiance of 1000 W/m², spectrum AM 1.5 and cell temperature of 25°C)

Power	485	490	495	500	505	510
Open Circuit Voltage Voc (V)	44.70	44.90	45.10	45.30	45.50	45.70
Maximum Power Voltage Vmp (V)	37.20	37.40	37.60	37.80	38.00	38.20
Short Circuit Current Isc (A)	13.68	13.73	13.78	13.83	13.89	13.94
Maximum Power Current Imp (A)	13.04	13.10	13.16	13.22	13.28	13.34
Module Efficiency (%)	20.42	20.64	20.85	21.06	21.27	21.48

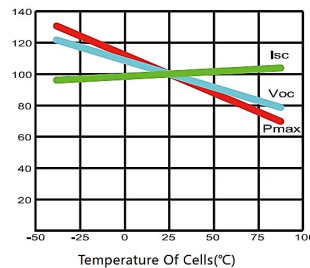
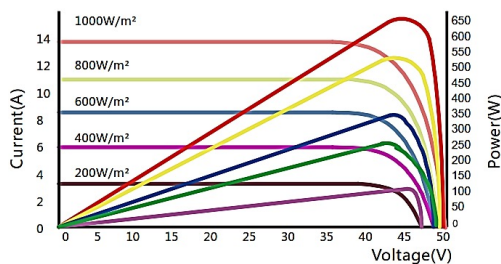
ELECTRICAL PARAMETERS (NMOT irradiance of 800 W/m², spectrum AM 1.5, ambient temperature 20°C, wind speed 1 m/s.)

Power	357	360	364	368	372	375
Open Circuit Voltage Voc (V)	41.70	41.90	42.10	42.30	42.50	42.70
Maximum Power Voltage Vmp (V)	34.60	34.80	35.00	35.20	35.40	35.60
Short Circuit Current Isc (A)	11.02	11.07	11.12	11.17	11.22	11.27
Maximum Power Current Imp (A)	10.32	10.35	10.40	10.45	10.51	10.53
Module Efficiency (%)	15.03	15.16	15.33	15.50	15.67	15.80

MAXIMUM RATING

TEMPERATURE CHARACTERISTICS

Maximum System Voltage	1500V DC (IEC)	NMOT	41 +/- 3 °C
Fuse Current	25 A	Temp Coefficient of Pmax	-0.36 %/°C
Operating Temperature	-40 -+85 °C	Temp Coefficient of Voc	-0.28 %/°C
Wind Load/Snow Load	2400pa / 5400pa	Temp Coefficient of Isc	+0.05 %/°C



30 YEARS POWER WARRANTY