




# ERDM SOLAR

POR NUESTRA TIERRA

## ERDM 580 M10-78\*2

Rated Power 580-605W



### MBB Cell

New circuit design, lower internal current, lower internal resistance loss.



### Harsh Environmental Adaptability

Strict salt spray and ammonia corrosion test by TUV Nord



### Low Light Features

Higher performance under low light environment.



### PID Protection

Ensure the attenuation probability caused by PID phenomenon is minimized



### Load Capacity

Mechanical load tests including wind load 2400 Pa and snow load 5400 Pa done by TUV Nord.



### Higher Output Power

Module adopts 156 pcs of 182\*182mm half cells, the maximum power can reach 605W

1.0% 1st year Degradation

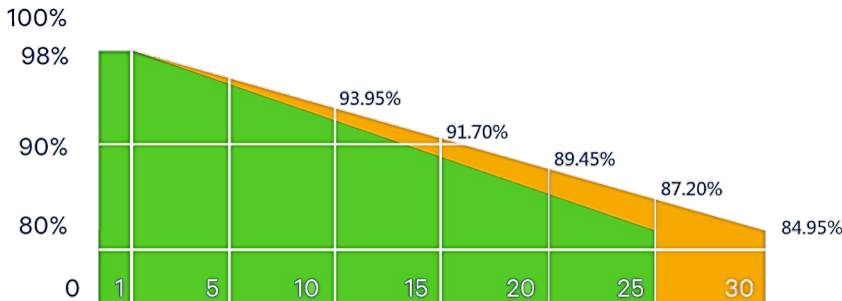
0.55% Annual degradation



Standar Module



ERDM Monocrystalline Module Linear Performance warranty

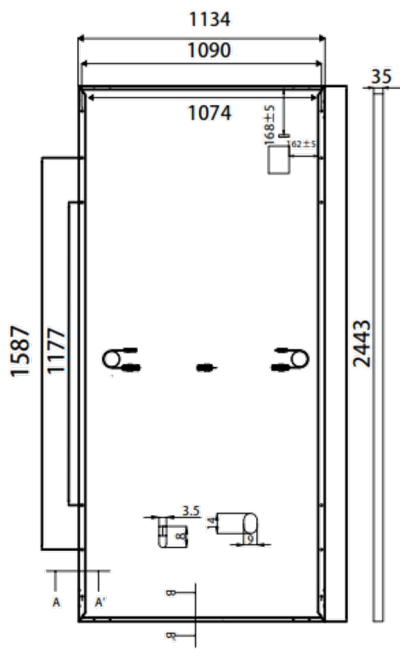


\* J-PEC Product

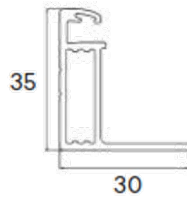


IEC 61215-2: 2016  
IEC 61730-2: 2016

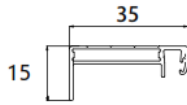
The information contained in this data sheet is subject to change without notice and is for informational purposes only.



Frame cross section A-A



Frame cross section B-B



**SPECIFICATIONS**

Type cell	Monocrystalline 182 x 182 mm
Cell Amount	78*2
Junction Box	IP68
Cable	4mm <sup>2</sup> , N 300mm / P 300mm
Connector	MC4 Compatible
Frame	Aluminum Alloy 6063 T5
Weight	29 +/- 0.5 Kg
Dimensions	2443 x 1134 x 35 mm (2.77 m <sup>2</sup> )

**ELECTRICAL PARAMETERS (STC of irradiance of 1000 W/m<sup>2</sup>, spectrum AM 1.5 and cell temperature of 25°C)**

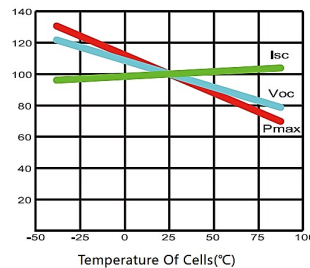
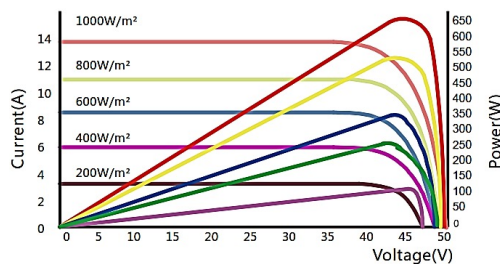
Power	580	585	590	595	600	605
Open Circuit Voltage Voc (V)	53.30	53.50	53.70	53.90	54.10	54.30
Maximun Power Voltage Vmp (V)	44.40	44.60	44.80	45.00	45.20	45.40
Short Circuit Current Isc (A)	13.81	13.87	13.94	14.01	14.08	14.15
Maximum Power Current Imp (A)	13.07	13.12	13.17	13.22	13.27	13.32
Module Efficiency (%)	20.94	21.12	21.30	21.48	21.66	21.84

**ELECTRICAL PARAMETERS (NMOT irradiance of 800 W/m<sup>2</sup>, spectrum AM 1.5, ambient temperature 20°C, wind speed 1 m/s.)**

Power	428	431	435	438	442	446
Open Circuit Voltage Voc (V)	49.80	50.00	50.20	50.40	50.60	50.80
Maximun Power Voltage Vmp (V)	41.40	41.60	41.80	42.00	42.20	42.39
Short Circuit Current Isc (A)	11.13	11.18	11.23	11.28	11.33	11.38
Maximum Power Current Imp (A)	10.32	10.36	10.41	10.45	10.50	10.54
Module Efficiency (%)	15.45	15.56	15.70	15.81	15.95	16.10

**MAXIMUM RATING**

Maximum System Voltage	1500V DC (IEC)	TEMPERATURE CHARACTERISTICS	NMOT	41 +/- 3 °C
Fuse Current	25 A	Temp Coefficient of Pmax		-0.36 %/°C
Operating Temperature	-40 +85 °C	Temp Coefficient of Voc		-0.28 %/°C
Wind Load/Snow Load	2400pa / 5400pa	Temp Coefficient of Isc		+0.05 %/°C



**30 YEARS POWER WARRANTY**